

Auction: Office Furniture Manufacturers Warehouse Clearance Online Auction - Stage 2 [WL1968 Belmont]
When: 5:00pm 15th March 2019
Where: Offsite
Rear of 98 Belmont Ave Rivervale WA 6103

Inspection: Thursday 21th March 9am - 4pm

Conditions:

The following conditions apply to this auction, in conjunction with the complete Conditions Of Sale **and** Online Terms And Conditions both of which are available on our website.

All items are sold 'as is, where is'

All items at Ross's Auctions are sold on an '**as is, where is**' basis. This means the item is being sold in its current condition, regardless of any faults or damage. The bidder accepts full responsibility in satisfying themselves with the item prior to bidding. It is recommended that that if the bidder is in doubt, not to bid as no returns or refunds will be made.

Automatic Payment

This auction utilises Ross's automatic payment system. Once the auction has closed all invoices under \$2000.00 will be deducted directly from the credit card linked to your Ross's premium account. This process streamlines the payment and invoicing of online auctions. For invoices above \$2000.00 the buyer must complete payment through the 'member tools' area on the website, via direct deposit or in person at our Welshpool branch. All payments must be completed within one business day after the close of the auction.

Anti-Snipe Feature

This auction uses an 'anti snipe' feature which means that if a bid is made within 5 minutes of close, the bidding time will be extended by 5 minutes. This is to reduce the instances of bidders 'sniping' at the last minute of the auction.

Inspections

All items in this auction have a formal inspection period. During this time bidders are able to inspect the lots they are interested in. It is the bidders responsibility to utilise this time to satisfy themselves with the condition of the lot. Inspections are recommended and will be deemed to have been taken in all cases.

Vehicle & Machinery Inspections

Vehicles & machinery may be inspected during the allotted time period. This provides bidders with the opportunity to thoroughly inspect the lots offered. Bidders must possess a current and valid license to operate the vehicle & machinery they are inspecting. Vehicles & Machinery may be started during the inspection period under the supervision of an authorised Ross's Staff member. They CANNOT be started during the inspection the morning of the auction.

Collection

All items purchased from a Ross's Auction must be collected by **4pm the next business day** unless otherwise stated. It is important that buyers are prompt in removing their purchased lots. Any items not collected within the allotted time period will incur a **storage fee from \$20 per item per day**. Ross's reserves the right to resell any items that remain at our premises after 7 business days to recover any outstanding fees.

Refunds / Returns

As Ross's sells all items on an 'as is, where is' basis no refunds or returns will be provided to bidders. It is the responsibility of the bidder to ensure that they are satisfied with the condition of the item before bidding. Ross's accepts no responsibility for any errors in the description, listing or quantity of any lot. All descriptions and photos are to be used as a guide only.

If the successful purchaser fails to comply with the terms and conditions, Ross's Auctioneers & Valuers reserves the right to retain the deposit and/or any other monies paid and the right to resell the Lot or Lots in any manner and upon such terms and conditions they may think fit.

Enclosed Footwear

Enclosed footwear must be worn to this particular auction. For the safety of all visitors, Bidders without the appropriate foot wear may have restricted site access.

Buyers Premium & GST

This auction has a buyer's premium component. This premium is added on top of the hammer price. For example if the hammer price is \$100.00 and the buyer's premium is 10%, your final invoice for that lot will be \$110.00. Each auction will note whether it is GST inclusive or exclusive. Please confirm this before bidding by checking the front page of the auction on our website.

Interstate & international Buyers










Ross's is a Western Australian based Auction house. If you are purchasing lots from interstate it is the bidder's responsibility arrange the collection, packing and transportation of the goods within the allocated time frame. Ross's are not able to secure or pack any items for delivery.













If you are an international bidder please contact the auction co-ordinator listed to make arrangements or enquire about the process.

















Occupational Safety & Health Obligations The legislation imposes obligations, such as providing and maintaining a safe work environment and preventing exposure to and protection from hazards on persons who use or operate plant in a workplace and on employers whose employees use or operate plant. If the buyer intends to use plant purchased at a workplace then it is the responsibility of the Buyer to inform themselves of these obligations. Unless otherwise stated the plant to be sold has not been assessed or inspected by a competent person and it may or may not be affected by faults or defects, which make it unsafe for use. It is the responsibility of the Buyer to ensure assessment and inspection by a competent person. The Buyer is warned that items not previously assessed or inspected by a competent person may be suitable for scrap or spare parts only. The Legislation requires that owners of plant maintain safety and health information and records. The Auctioneers will pass on to the buyer all information made available to them by the owner, but the Auctioneer does not warrant that the information and records are complete and accurate. It is the responsibility of the Buyer to familiarise themselves with all relevant information and records.

















A buyers premium of 15.00% applies to this auction.

















This auction is GST inclusive.

















Lot#	QTY	Description
 1	1	1989 TOYOTA HIACE TRAY TOP TRUCK, WHITE, 4X2, MANUAL, P/S, A/C, 4 CYL PETROL, REG# 1BXX140 LIC: 17.3.19, ODO# 130,798 KMS SHOWING ON CLOCK, VIN# 6U9000YH810008510, ENG# 2Y0624616, DROP DOWN SIDES, TAIL LIFT, (TAIL LIFT NOT OPERATING) STARTS, RUNS (CURRENT SURPLUS DELIVERY TRUCK), CLUTCH NEEDS ATTENTION)
 1A	1	2001 SCM SIGMA 65 CNC BEAM SAW 15HP, 3 PHASE HARD WIRED (SELLER TO DISCONNECT) CUTTING CAPACITY 4500 X 4500 X 60 IN OPERATING CONDITION. CAN SEE WORKING DURING INSPECTION PERIOD PURCHASER TO ARRANGE LOADING. REMOVAL BY ARRANGEMENT BEFORE 4PM THURSDAY 28 MARCH
 2	1	2006 HOLZER SPRINT 1321 HOT MELT EDGEBANDER 3 PHASE HARD WIRED (SELLER TO DISCONNECT) FEATURES: SOLID EDGING, HEIGHT ADJUSTABLE PRE-SETS, PRE MILLING, CORNER ROUNDING, 2 CUT OFF SAWS, TOP AND BOTTOM TRIM, SCRAPER AND BUFFER IN OPERATING CONDITION. CAN SEE WORKING DURING INSPECTION PERIOD PURCHASER TO ARRANGE REMOVAL. REMOVAL BY ARRANGEMENT BEFORE 4PM THURSDAY 28 MARCH
 3	1	DEMAG 2000KG OVERHEAD GANTRY CRANE HOIST BEAM WIDTH APPROX 6.5m 3 PHASE HARD WIRED. (SELLER TO DISCONNECT) IN OPERATING CONDITION. CAN SEE WORKING DURING INSPECTION PERIOD PURCHASER TO ARRANGE REMOVAL. REMOVAL BY ARRANGEMENT BEFORE 4PM THURSDAY 28 MARCH
 4	1	LCM-450 VERTICAL BANDSAW 1HP, 3 PHASE (PLUG) 450MM THROAT, 500 X 600MM TABLE, BLADE SELECTOR HANDWHEEL, 3-16MM CAPACITY. INC SPARE BLADES IN OPERATING CONDITION. CAN SEE WORKING DURING INSPECTION PERIOD PURCHASER TO ARRANGE REMOVAL. REMOVAL BY ARRANGEMENT BEFORE 4PM THURSDAY 28 MARCH APPROX MEASUREMENTS 1000 X 500 X 1900
 5	1	ALTENDORF SLIDING TABLE PANEL SAW 3 PHASE (PLUG) IN OPERATING CONDITION. CAN SEE WORKING DURING INSPECTION PERIOD PURCHASER TO ARRANGE REMOVAL. REMOVAL BY ARRANGEMENT BEFORE 4PM THURSDAY 28 MARCH APPROX MEASUREMENTS 1000 X 500 X 1900
 6	1	JOHN HEINE 30T POWER BRAKE PRESS (METAL) MODEL 203A SERIES 3. 3 PHASE (PLUG) OPEN BACK INCLINABLE POWER PRESS IN OPERATING CONDITION. CAN SEE WORKING DURING INSPECTION PERIOD PURCHASER TO ARRANGE REMOVAL BY HIAB. REMOVAL BY ARRANGEMENT BEFORE 4PM THURSDAY 28 MARCH
 7	1	WUAHAN 250KN POWER BRAKE PRESS (METAL) MODEL J23-25WA. 3 PHASE (PLUG) OPEN BACK INCLINABLE POWER PRESS IN OPERATING CONDITION. CAN SEE WORKING DURING INSPECTION PERIOD PURCHASER TO ARRANGE REMOVAL BY HIAB. REMOVAL BY ARRANGEMENT BEFORE 4PM THURSDAY 28 MARCH
 8	1	JOHN HEINE 30T POWER BRAKE PRESS (METAL) MODEL 203A SERIES. 3 PHASE (PLUG) OPEN BACK INCLINABLE POWER PRESS IN OPERATING CONDITION. CAN SEE WORKING DURING INSPECTION PERIOD PURCHASER TO ARRANGE REMOVAL BY HIAB. REMOVAL BY ARRANGEMENT BEFORE 4PM THURSDAY 28 MARCH

















Lot#	QTY	Description	
	9	1	WUAHAN 250KN POWER BRAKE PRESS (METAL) MODEL J23-25WA. 3 PHASE (PLUG) OPEN BACK INCLINABLE POWER PRESS IN OPERATING CONDITION. CAN SEE WORKING DURING INSPECTION PERIOD PURCHASER TO ARRANGE REMOVAL BY HIAB. REMOVAL BY ARRANGEMENT BEFORE 4PM THURSDAY 28 MAR
	10	1	JOHN HEINE 25T POWER BRAKE PRESS (METAL) MODEL 202A SERIES 3. 3 PHASE (PLUG) OPEN BACK INCLINABLE POWER PRESS IN OPERATING CONDITION. CAN SEE WORKING DURING INSPECTION PERIOD PURCHASER TO ARRANGE REMOVAL BY HIAB. REMOVAL BY ARRANGEMENT BEFORE 4PM THURSDAY 28 MARCH
	11	1	CERRATO COMPRESSED AIR SYSTEM INC: 2011 CERRATO CSB 40 ROTARY SCREW COMPRESSOR TYPE CSB40/8 S/N CAI503256 3 PHASE HARD WIRED (SELLER TO DISCONNECT) CERRATO CDX 52 REFRIGERANT DRYER 183.5 CFM 5.2M3 FUSHENG VERTICAL RECOVERY TANK 1235-1838psi sn 18051 CAN SEE OPERATING DURING INSPECTION PERIOD. SELLER TO DISCONNECT. PURCHASER TO REMOVE BY ARRANGEMENT BEFORE 4PM THURSDAY 28 MARCH
	12	1	GALVANISED METAL SHED WITH DOUBLE DOORS, 2X WINDOWS, 2X WHIRLEY BIRDS AND CUT OUT AIR VENT. APPROX 4500 X 3000 X 3500. PURCHASER TO REMOVE
	13	1	CUSTOM MADE CONTINUOUS ACTION WRAPPING MACHINE WITH FEEDER BENCHES AND 2M CONVEYOR ROLLER EXTENSION. SAFETY GUARD. MAX WRAPPING 1250 X 200H. 3 PHASE (PLUG) MEASUREMENTS APPROX 6200 X 2200 X 2000 CAN SEE WORKING DURING INSPECTION PERIOD. PURCHASER TO REMOVE. REMOVAL BY ARRANGEMENT BEFORE 4PM THURSDAY 28 MARCH
	15	1	TIMBER WORK STATION WITH STORAGE CUPBOARDS AND TABLE. FULL UNIT APPROX 2300 X 1000 X 1900
	16	1	TIMBER WORK STATION WITH STORAGE CUPBOARDS AND TABLE. FULL UNIT APPROX 3200 X 1000 X 1900
	17	1	METAL/TIMBER WORK TABLE. 2350 X 1200 X 1030
	18	1	METAL/TIMBER WORK TABLE WITH UNDERSHELF. 2350 X 1200 X 1030
	19	1	WALL MOUNTED WORK SCHEDULE BOARD. TIMBER. APPROX 4500 X 1200. CAN BE SEPERATED AT 2400. PURCHASER TO REMOVE.
	20	1	QTY OF ASSORTED EDGING (UNUSED) INC CUPBOARD
	21	1	QTY OF ASSORTED EDGING (UNUSED) INC CUPBOARD
















Lot#	QTY	Description
 22	1	QTY OF ASSORTED EDGING (UNUSED) INC CUPBOARD
 23	1	QTY OF ASSORTED EDGING (UNUSED) INC CUPBOARD
 24	1	QTY OF ASSORTED EDGING (UNUSED) INC CUPBOARD
 25	1	QTY OF ASSORTED EDGING (UNUSED) INC CUPBOARD
 26	1	QTY OF ASSORTED EDGING (UNUSED) INC CUPBOARD
 27	1	QTY OF ASSORTED EDGING (UNUSED) INC CUPBOARD
 27A	1	PALLET OF ASSORTED EDGING
 27B	1	APPROX 19 ROLLS (OF 100m) DOLKEN 111055 MOCHA FIREWOOD EDGING
 27C	1	QTY OF ASSORTED SAW BLADES, SPINDLE MOULDER BLOCKS, TOOLS & SUNDRY ITEMS
 31	1	FABRIC COVERED WORK TABLE WITH ROLL HOLDER AND EXTENTION TABLE. METAL FRAME WITH TIMBER TOP. TABLE 2700 X 1460 X 930. EXTENTION 900 X 1350,
 32	1	5X METAL/TIMBER SHELVING. FREE STANDING. CONNECTABLE. (BLUE/CREAM). EACH UNIT 1900 X 1470 X 460.
 33	1	2X TIMBER BOOKCASES
 34	1	FABRIC COVERED TIMBER WORK TABLE. 2000 X 900 X 770
 34A	1	APPROX 14 x SASH/PIPE CLAMPS. 1400-1900mm
 35	1	FABRIC COVERED TIMBER WORK TABLE. 2000 X 900 X 770
 36	1	A FRAME STORAGE RACK. METAL FRAME WITH TIMBER SLATS. 2300 X 1600 X 2400

Lot#	QTY	Description
 37	1	FABRIC COVERED TIMBER WORK TABLE. 3000 X 990 X 770
 37A	1	BINKS MATERIAL PUMP (INCOMPLETE) & ANCHOR DOUBLE 4" SHEAVE
 37B	1	QTY OF ASSORTED GREASE GUNS, REGULATOR & ENERPAC P18 HYDRAULIC JACK
 38	1	METAL WASTE BIN. SLOPED BASE WITH SWINGING DOOR. FORKLIFTABLE. POOR CONDITION. 2400 X 1200 X 900
 39	1	1 x WOODWORKING BENCH VICE RED
 39A	1	1 x WOODWORKING BENCH VICE RED
 39B	1	1 x WOODWORKING BENCH VICE BLUE
 40	1	RETRACTA AUTO REWIND AIR HOSE REEL AND WHEEL BARROW
 41	1	2X METAL STOOLS. BLUE
 42	1	WORK BENCH (METAL/TIMBER - 1300 X 600 X 950) WITH GALAXY 3 SPEED HEAVY DUTY DRILL PRESS MODEL BD8, 13MM CHUCK. 240V (PLUG), RECORD NO 3 BENCH VICE, GMF 8 INCH BENCH GRINDER. 240V (PLUG)
 43	1	2X METAL/TIMBER SHELVING UNITS. EACH UNIT 1250 X 1800 X 560
 44	1	GOYEN AIR CUTTER (CONDITION UNKNOWN)
 44A	1	G. STEFANI SHAPING MACHINE (3 PHASE 36V PLUG. ITALIAN?) SIMEE ELECTRIC MOTOR. 0.12HP (260V) CONDITION UNKNOWN
 44B	1	AIR RAM (BLUE) CONDITION UNKNOWN
 44C	1	BOSTON MASS NO.1 ANTIQUE DIE WRENCH, SMALL DIE WRENCH & OLYMPIC ROPE/CORDAGE LENGTH MEASURING DEVICE (BY METRE)
 45	1	PARFNER CHILLED WATER DISPENSER. 240V (PLUG)

Lot#	QTY	Description
 46	1	3HZ MOTORS 3HP METAL DROP SAW. 3 PHASE (PLUG). MAX CUTTING WIDTH 140MM. INC FEEDER BENCHES (6M), CLAMPS, OVER BENCH SHELVING. CAN BE SEPARATED. PURCHASER TO REMOVE.
 47	1	FABRIC COVERED METAL/TIMBER WORK TABLE WITH UNDERSHELF. 3200 X 900 X 900
 48	1	FABRIC COVERED LOW TIMBER WORK TABLE. 1060 X 1060 X 600
 49	1	TIMBER AIR SUCTION WORK TABLE WITH AIR HOSE CONNECTION. 600 X 600 X 1020
 50	1	METAL TIMBER MOBILE TROLLEY W/ SOLID CASTER WHEELS. 1500 X 600 X 1130
 51	1	METAL TIMBER MOBILE TROLLEY W/ SOLID CASTER WHEELS. 1500 X 600 X 1130
 52	1	METAL TIMBER MOBILE TROLLEY W/ SOLID CASTER WHEELS. 1500 X 600 X 1130
 53	1	METAL TIMBER MOBILE TROLLEY W/ SOLID CASTER WHEELS. 1500 X 600 X 1130
 54	1	METAL TIMBER MOBILE TROLLEY W/ SOLID CASTER WHEELS. 1500 X 600 X 980
 55	1	METAL TIMBER MOBILE TROLLEY W/ SOLID CASTER WHEELS. 1500 X 600 X 1130
 56	1	METAL/TIMBER WORK BENCH. WHITE 1300 X 600 X 950
 57	1	METAL/TIMBER WORK BENCH. WHITE 1600 X 600 X 950
 58	1	2X METAL/TIMBER WORK BENCHES. 1 WITH MEASURING GUIDE. EACH BENCH APPROX 3600 X 600 X 940
 59	1	METAL MOBILE TROLLEY. 1200 X 600 X 1200 - RED
 60	1	METAL/TIMBER MOBILE TROLLEY. 1200 X 600 X 1200 - GREEN
 60A	1	2008 BORUM 16 SPEED DRILL PRESS MODEL CH 16N, 16MM, 240V (PLUG) ON HEAVY DUTY BENCH 1400 X 650 X 650

Lot#	QTY	Description
 61	1	2 x FREESTANDING WORK LIGHTS. ADJUSTABLE HEIGHT. 240V
 62	1	BROBO WALDOWN HEAVY DUTY DRILL PRESS ON METAL BENCH. MODEL WMAX SN-8083. 1HP, 3 PHASE (PLUG) 1260 X 600 X 1700
 63	1	4X ASSORTED HEIGHT ADJUSTABLE METAL ROLLER STANDS & METAL FRAME
 64	1	METAL/TIMBER MOBILE TROLLEY. 1200 X 600 X 1000 - YELLOW
 65	1	METAL/TIMBER MOBILE TROLLEY. 1200 X 600 X 1000 -WHITE
 66	1	METAL/TIMBER MOBILE TROLLEY. 1200 X 600 X 1000 - YELLOW
 67	1	METAL/TIMBER MOBILE TROLLEY. 2000 X 600 X 1000 - GREEN
 68	1	METAL/TIMBER MOBILE TROLLEY. 2000 X 600 X 1000 - GREEN
 69	1	METAL/TIMBER MOBILE WORK TABLE. 1650 X 900 X 830
 70	1	FREESTANDING TIMBER SAFETY NOTICE BOARD. APPROX 1200 X 2500
 70A	1	RYOBI 355mm METAL CUT OFF SAW AND BENCH 2800 x 600 x 1020. MODEL C3 56 1850W. 240V (PLUG)
 71	1	HEAVY DUTY METAL/TIMBER SHELVING UNIT. 1400 X 770 X 1640
 71A	1	HEAVY DUTY MOBILE METAL/TIMBER WORK BENCH. 1060 X 1060 X 850
 71B	1	QTY OF ASSORTED DIES TO SUITE PRESS BRAKE & 3 BOXES OF ASSORTED SUNDRY DIE COMPONENTS
 72	1	HEAVY DUTY MOBILE METAL WORK TABLE. 700 X 700 X 850
 73	1	CURVED MOBILE TIMBER STORAGE UNIT. WHITE. 1400 X 700 X 850

Lot#	QTY	Description
 74	1	GREY TIMBER 4 DRAWER MOBILE PEDESTAL
 75	1	GREY TIMBER MOBILE STORAGE UNIT. 620 X 300 X 650
 76	1	METAL/TIMBER MOBILE WORK TABLE. 1530 X 930 X 1000
 77	1	METAL/TIMBER MOBILE WORK TABLE WITH SLOPED TOP. 1800 X 700 X 1400
 78	1	METAL/TIMBER TABLE 1500 X 750
 79	1	METAL/TIMBER MOBILE WORK TABLE. 2250 X 1220 X 730
 80	1	PALLET OF ASSORTED PARTICLE BOARD OFFCUTS. APPROX 1820 X 960 X 18-25MM. ASSORTED COLOURS
 81	1	PALLET OF ASSORTED PARTICLE BOARD OFFCUTS. APPROX 1900 X 1400 X 18-32MM. ASSORTED COLOURS
 82	1	YELLOW TUB OF PINE FIREWOOD
 82A	1	TIMBER STORAGE BOX ON PALLET, 1m x 1m x 1m INC ASSORTED FIRE EXTINGUISHERS
 83	1	LARGE TIMBER STORAGE UNIT. APPROX 2700 X 1400 X 2100 WITH ASSORTED FIRE EXTINGUISHERS
 84	1	2 x STEEL RACK AND CONTENTS
 85	1	3X METAL TUBE FREE STANDING FENCE/DIVIDERS. ONE FOOT MISSING, 2500 x 1300
 86	1	2X STEEL BENCH FRAMES, 2000 x 800 x 900
 87	1	HEAVY DUTY STEEL WORK TABLE FRAME. 3300 X 1600 X 580
 88	1	MOBILE TIMBER SITE BOX 1440 x 740 x 740

Lot#	QTY	Description
 89	1	MOBILE TIMBER SITE BOX 950 X 410 X 550
 90	1	PALLET OF ALTO ADJUSTABLE DESK / TABLE FEET
 91	1	PALLET OF ASSORTED ITEMS INC CONDUIT, RUBBER GLAZING EXTRUSION
 92	1	5X BOXES OF ASSORTED SCREW IN FEET (GREY)
 93	1	PALLET OF ASSORTED ITEMS INC DRAW RUNNERS
 94	1	2X SCREEN PANELS 1600 X 760 (BLUE) AND MOBILE TABLE FRAME
 95	1	2X GREY TIMBER CUPBOARDS - 1900 x 1360 x 450
 95A	1	METAL 2 DOOR CUPBOARD - 1000 x 400 x 100
 95B	1	WOODSON 4 DRAWER PIE WARMER. CONDITION UNKNOWN
 96	1	CARTON OF 18X ROLLS OF 150M HEAVY DUTY SHOP TWINE
 96A	1	ALAMELLO BISCUIT CABINET MAKING CLAMPING SET
 97	1	4X BOXES OF DOOR LOCKS (BROWN), BOX OF 95 X 8MM THREADED ROD AND BOX OF SUNDRY ITEMS
 98	1	CROWN 40WB ELECTRIC (RECHARGABLE) WALK BEHIND STACKER WITH CHARGER (NOT WORKING BATTERIES U/S). MAX LIFT 1800KG. MAX LIFT HEIGHT 3810MM. PURCHASER TO ARRANGE REMOVAL BEFORE 4PM THURSDAY 28 MARCH
 99	1	HEAVY DUTY STEEL "A" FRAME STORAGE RACK. APPROX 5000 x 1500 x 1800 . CAN LOAD 6m LENGTHS . CONTENTS NOT INCLUDED, PURCHASER TO ARRANGE REMOVAL
 100	1	HEAVY DUTY STEEL "A" FRAME STORAGE RACK. APPROX 5000 x 1500 x 1800 . CAN LOAD 6m LENGTHS . CONTENTS NOT INCLUDED, PURCHASER TO ARRANGE REMOVAL